

Bicycle Technology

- **Bicycles and commuting.**

What can you learn from this infographic?

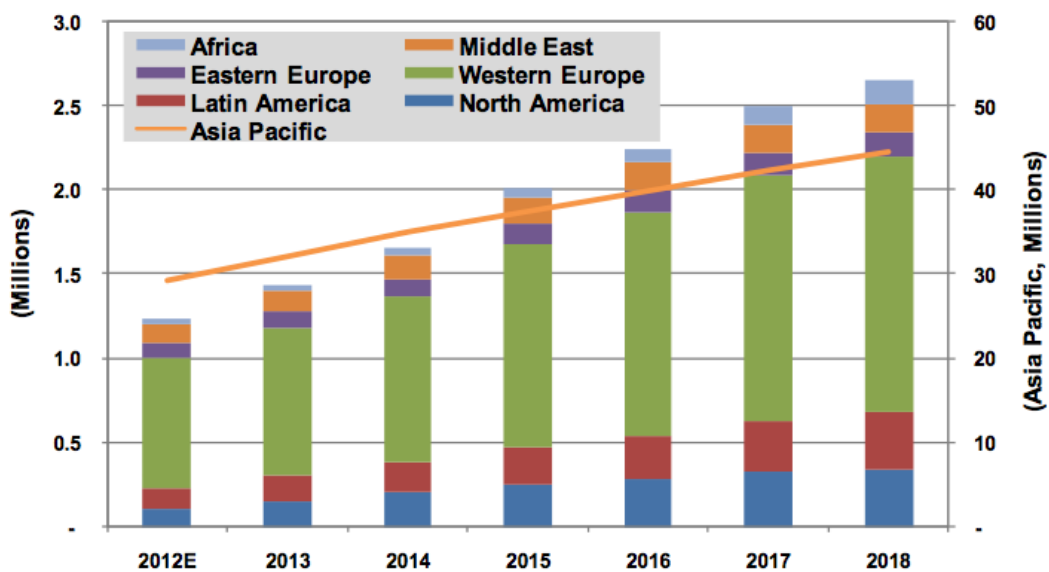


Go to: <https://i.pinimg.com/736x/bb/c0/81/bbc0811bbf7d77e281fb9612c214da9e.jpg>

- **Electric Bike sales are up worldwide.**

How does the growth in the US compare to other nations?

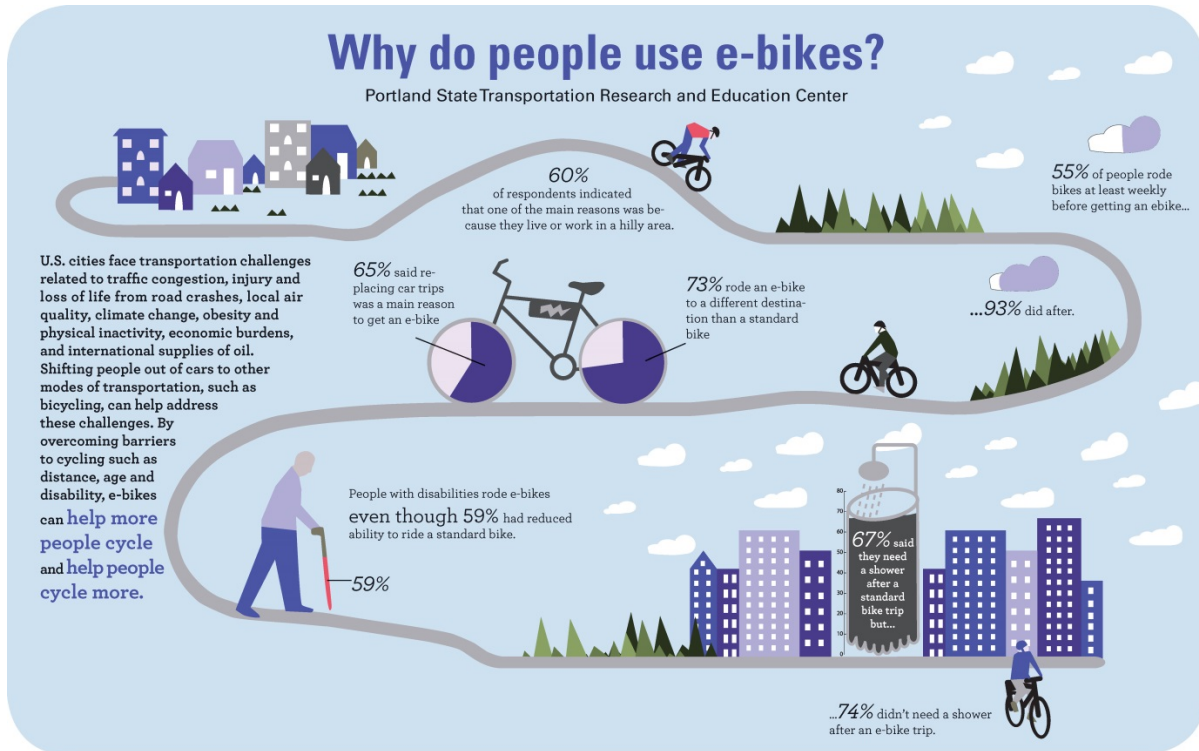
Chart 1.2 Electric Bicycle Sales by Region, World Markets: 2012-2018



Go to: http://1.bp.blogspot.com/-L7fWbjNbT3o/T3H_URG50aI/AAAAAAAAAST4/bKFg7ZP7zb4/s1600/ebike2018.png

- **More people are using electric bikes.**

What do you think is the most important reason on the chart below?



Go to: http://bikeportland.org/wp-content/uploads/2014/07/ebikes_OTREC.jpg

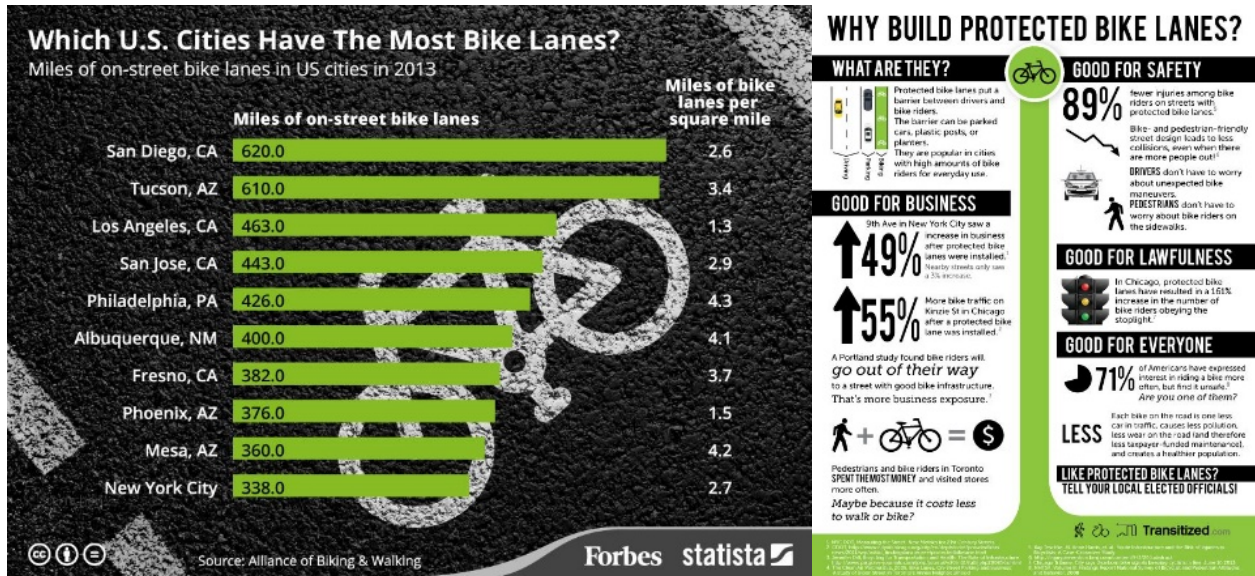
- **Cities are becoming more bike-friendly.**

How might this help them attract more millennial workers?



Go to: <https://i.pinimg.com/736x/3e/23/1e/3e231e6d37996d37eb3d50bd9fe7f6f7.jpg>

- See the two charts below. More and more cities are adding bike paths.
Do you think this will lead to an increase in bike commuters? Why or why not?



Left Chart: https://blogs-images.forbes.com/niallmccarthy/files/2014/10/20140926_bike_lanes_fo.jpg

Right Chart: <https://i.pining.com/736x/2b/6e/8f/2b6e8fba6fc9e80f2e4b6d632941e3bc.jpg>

- **Bike sharing is gaining popularity.**
How does it compare to car sharing?

San Jose, California USA - Ford GoBike (formally Bay Area Bikeshare)

description
<https://www.fordgobike.com/> (Closes June 11, 2017 to re-open July 10, 2017 as Ford Go Bike
<http://www.sfchronicle.com/business/networth/article/Bay-Area-bike-share-expansion-gets-rolling-11209596.php>
www.bayareabikeshare.com/
 O'Briens Bike Share Map (<http://bikes.oobrien.com/bayarea/>)
 Pilot launch August 29, 2013 with 130 bikes in 13 stations
 In conjunction with San Francisco System. With the cities of Redwood City, Palo Alto & San Jose
 Operator: Motivate
 Equipment: PBSC

Map data ©2017 Google

Use this site: www.bikesharingmap.com Example: San Jose