









































































Lesson 1: Solving One-Step Equations using Addition and Subtraction

Directions: Solve each equation and use a pencil to **DRAW** the object that corresponds with your answer. **SHOW YOUR STEPS!!!**

| | | | | | | | | | | | | | | |
|--|---|---|--|---|--|--|--|---|--|--|--|---|---|---|
| <p>1. $x + 5 = 7$</p> <table border="1" style="width: 100%; border-collapse: collapse;"> <tr> <td style="width: 70%; padding: 2px;">(a) If your answer is $x = 2$ draw a clown hat with polka dots.</td> <td style="width: 30%; text-align: center; padding: 2px;"></td> </tr> <tr> <td style="padding: 2px;">(b) If your answer is $x = 12$ draw a top hat with stripes.</td> <td style="text-align: center; padding: 2px;"></td> </tr> </table> | (a) If your answer is $x = 2$ draw a clown hat with polka dots. |  | (b) If your answer is $x = 12$ draw a top hat with stripes. |  | <p>2. $x - 3 = 8$</p> <table border="1" style="width: 100%; border-collapse: collapse;"> <tr> <td style="width: 70%; padding: 2px;">(a) If your answer is $x = 5$ draw a squirting flower with 4 petals coming out of the hat.</td> <td style="width: 30%; text-align: center; padding: 2px;"></td> </tr> <tr> <td style="padding: 2px;">(b) If your answer is $x = 11$ draw a squirting flower with 5 petals coming out of the hat.</td> <td style="text-align: center; padding: 2px;"></td> </tr> </table> | (a) If your answer is $x = 5$ draw a squirting flower with 4 petals coming out of the hat. |  | (b) If your answer is $x = 11$ draw a squirting flower with 5 petals coming out of the hat. |  | <p>3. $x + 8 = 6$</p> <table border="1" style="width: 100%; border-collapse: collapse;"> <tr> <td style="width: 70%; padding: 2px;">(a) If your answer is $x = -2$ draw large, curvy ears.</td> <td style="width: 30%; text-align: center; padding: 2px;"></td> </tr> <tr> <td style="padding: 2px;">(b) If your answer is $x = 2$ draw large, pointy ears.</td> <td style="text-align: center; padding: 2px;"></td> </tr> </table> | (a) If your answer is $x = -2$ draw large, curvy ears. |  | (b) If your answer is $x = 2$ draw large, pointy ears. |  |
| (a) If your answer is $x = 2$ draw a clown hat with polka dots. |  | | | | | | | | | | | | | |
| (b) If your answer is $x = 12$ draw a top hat with stripes. |  | | | | | | | | | | | | | |
| (a) If your answer is $x = 5$ draw a squirting flower with 4 petals coming out of the hat. |  | | | | | | | | | | | | | |
| (b) If your answer is $x = 11$ draw a squirting flower with 5 petals coming out of the hat. |  | | | | | | | | | | | | | |
| (a) If your answer is $x = -2$ draw large, curvy ears. |  | | | | | | | | | | | | | |
| (b) If your answer is $x = 2$ draw large, pointy ears. |  | | | | | | | | | | | | | |
| <p>4. $x - 1 = -4$</p> <table border="1" style="width: 100%; border-collapse: collapse;"> <tr> <td style="width: 70%; padding: 2px;">(a) If your answer is $x = -3$ draw curly hair on the head.</td> <td style="width: 30%; text-align: center; padding: 2px;"></td> </tr> <tr> <td style="padding: 2px;">(b) If your answer is $x = -5$ draw spiked hair on the head.</td> <td style="text-align: center; padding: 2px;"></td> </tr> </table> | (a) If your answer is $x = -3$ draw curly hair on the head. |  | (b) If your answer is $x = -5$ draw spiked hair on the head. |  | <p>5. $x - 2 = 4$</p> <table border="1" style="width: 100%; border-collapse: collapse;"> <tr> <td style="width: 70%; padding: 2px;">(a) If your answer is $x = 2$ draw a large, square nose in the center of the face.</td> <td style="width: 30%; text-align: center; padding: 2px;"></td> </tr> <tr> <td style="padding: 2px;">(b) If your answer is $x = 6$ draw a large, circular nose in the center of the face.</td> <td style="text-align: center; padding: 2px;"></td> </tr> </table> | (a) If your answer is $x = 2$ draw a large, square nose in the center of the face. |  | (b) If your answer is $x = 6$ draw a large, circular nose in the center of the face. |  | <p>6. $x + 2 = -8$</p> <table border="1" style="width: 100%; border-collapse: collapse;"> <tr> <td style="width: 70%; padding: 2px;">(a) If your answer is $x = -10$ draw a large, smiling, clown mouth.</td> <td style="width: 30%; text-align: center; padding: 2px;"></td> </tr> <tr> <td style="padding: 2px;">(b) If your answer is $x = -6$ draw a large, frowning, clown mouth.</td> <td style="text-align: center; padding: 2px;"></td> </tr> </table> | (a) If your answer is $x = -10$ draw a large, smiling, clown mouth. |  | (b) If your answer is $x = -6$ draw a large, frowning, clown mouth. |  |
| (a) If your answer is $x = -3$ draw curly hair on the head. |  | | | | | | | | | | | | | |
| (b) If your answer is $x = -5$ draw spiked hair on the head. |  | | | | | | | | | | | | | |
| (a) If your answer is $x = 2$ draw a large, square nose in the center of the face. |  | | | | | | | | | | | | | |
| (b) If your answer is $x = 6$ draw a large, circular nose in the center of the face. |  | | | | | | | | | | | | | |
| (a) If your answer is $x = -10$ draw a large, smiling, clown mouth. |  | | | | | | | | | | | | | |
| (b) If your answer is $x = -6$ draw a large, frowning, clown mouth. |  | | | | | | | | | | | | | |
| <p>7. $10 + x = 5$</p> <table border="1" style="width: 100%; border-collapse: collapse;"> <tr> <td style="width: 70%; padding: 2px;">(a) If your answer is $x = 5$ draw the following large, diamond-shaped eyes.</td> <td style="width: 30%; text-align: center; padding: 2px;"></td> </tr> <tr> <td style="padding: 2px;">(b) If your answer is $x = -5$ draw the following large, round eyes.</td> <td style="text-align: center; padding: 2px;"></td> </tr> </table> | (a) If your answer is $x = 5$ draw the following large, diamond-shaped eyes. |  | (b) If your answer is $x = -5$ draw the following large, round eyes. |  | <p>8. $2 + x = 9$</p> <table border="1" style="width: 100%; border-collapse: collapse;"> <tr> <td style="width: 70%; padding: 2px;">(a) If your answer is $x = 7$ draw fluffy eyebrows.</td> <td style="width: 30%; text-align: center; padding: 2px;"></td> </tr> <tr> <td style="padding: 2px;">(b) If your answer is $x = 11$ draw straight eyebrows.</td> <td style="text-align: center; padding: 2px;"></td> </tr> </table> | (a) If your answer is $x = 7$ draw fluffy eyebrows. |  | (b) If your answer is $x = 11$ draw straight eyebrows. |  | <p>9. $x + 4 = -14$</p> <table border="1" style="width: 100%; border-collapse: collapse;"> <tr> <td style="width: 70%; padding: 2px;">(a) If your answer is $x = -10$ draw a striped necktie on the shirt.</td> <td style="width: 30%; text-align: center; padding: 2px;"></td> </tr> <tr> <td style="padding: 2px;">(b) If your answer is $x = -18$ draw a polka dotted bow tie on the shirt.</td> <td style="text-align: center; padding: 2px;"></td> </tr> </table> | (a) If your answer is $x = -10$ draw a striped necktie on the shirt. |  | (b) If your answer is $x = -18$ draw a polka dotted bow tie on the shirt. |  |
| (a) If your answer is $x = 5$ draw the following large, diamond-shaped eyes. |  | | | | | | | | | | | | | |
| (b) If your answer is $x = -5$ draw the following large, round eyes. |  | | | | | | | | | | | | | |
| (a) If your answer is $x = 7$ draw fluffy eyebrows. |  | | | | | | | | | | | | | |
| (b) If your answer is $x = 11$ draw straight eyebrows. |  | | | | | | | | | | | | | |
| (a) If your answer is $x = -10$ draw a striped necktie on the shirt. |  | | | | | | | | | | | | | |
| (b) If your answer is $x = -18$ draw a polka dotted bow tie on the shirt. |  | | | | | | | | | | | | | |
| <p>10. $x - 3 = -9$</p> <table border="1" style="width: 100%; border-collapse: collapse;"> <tr> <td style="width: 70%; padding: 2px;">(a) If your answer is $x = -6$ draw vertical stripes on the shirt.</td> <td style="width: 30%; text-align: center; padding: 2px;"></td> </tr> <tr> <td style="padding: 2px;">(b) If your answer is $x = 6$ draw horizontal stripes on the shirt.</td> <td style="text-align: center; padding: 2px;"></td> </tr> </table> | (a) If your answer is $x = -6$ draw vertical stripes on the shirt. |  | (b) If your answer is $x = 6$ draw horizontal stripes on the shirt. |  | <p>11. $-6 + x = 1$</p> <table border="1" style="width: 100%; border-collapse: collapse;"> <tr> <td style="width: 70%; padding: 2px;">(a) If your answer is $x = 7$ draw three balloons in the sky.</td> <td style="width: 30%; text-align: center; padding: 2px;"></td> </tr> <tr> <td style="padding: 2px;">(b) If your answer is $x = -5$ draw two balloons in the sky.</td> <td style="text-align: center; padding: 2px;"></td> </tr> </table> | (a) If your answer is $x = 7$ draw three balloons in the sky. |  | (b) If your answer is $x = -5$ draw two balloons in the sky. |  | <p>12. $-4 + x = -8$</p> <table border="1" style="width: 100%; border-collapse: collapse;"> <tr> <td style="width: 70%; padding: 2px;">(a) If your answer is $x = -4$ draw a sun in the sky.</td> <td style="width: 30%; text-align: center; padding: 2px;"></td> </tr> <tr> <td style="padding: 2px;">(b) If your answer is $x = -12$ draw a moon in the sky.</td> <td style="text-align: center; padding: 2px;"></td> </tr> </table> | (a) If your answer is $x = -4$ draw a sun in the sky. |  | (b) If your answer is $x = -12$ draw a moon in the sky. |  |
| (a) If your answer is $x = -6$ draw vertical stripes on the shirt. |  | | | | | | | | | | | | | |
| (b) If your answer is $x = 6$ draw horizontal stripes on the shirt. |  | | | | | | | | | | | | | |
| (a) If your answer is $x = 7$ draw three balloons in the sky. |  | | | | | | | | | | | | | |
| (b) If your answer is $x = -5$ draw two balloons in the sky. |  | | | | | | | | | | | | | |
| (a) If your answer is $x = -4$ draw a sun in the sky. |  | | | | | | | | | | | | | |
| (b) If your answer is $x = -12$ draw a moon in the sky. |  | | | | | | | | | | | | | |

Directions: Solve each equation and COLOR the object that corresponds with your answer.

SHOW YOUR STEPS!!!

| | | |
|--|---|---|
| <p>13. $-10 = x - 1$</p> <p>(a) If your answer is $x = -11$ color the hat blue and yellow.</p> <p>(b) If your answer is $x = -9$ color the hat black and green.</p> | <p>14. $4 = x + 7$</p> <p>(a) If your answer is $x = 3$ color the squirting flower red with yellow water drops.</p> <p>(b) If your answer is $x = -3$ color the squirting flower purple with blue water drops.</p> | <p>15. $5 = x - 3$</p> <p>(a) If your answer is $x = 8$ color the ears orange.</p> <p>(b) If your answer is $x = 2$ color the ears yellow.</p> |
| <p>16. $0 = x + 9$</p> <p>(a) If your answer is $x = -9$ color the hair red.</p> <p>(b) If your answer is $x = 9$ color the hair orange.</p> | <p>17. $7 = -2 + x$</p> <p>(a) If your answer is $x = -9$ color the nose pink.</p> <p>(b) If your answer is $x = 9$ color the nose red.</p> | <p>18. $1 = x + 10$</p> <p>(a) If your answer is $x = -9$ color the mouth red.</p> <p>(b) If your answer is $x = 9$ color the mouth pink.</p> |
| <p>19. $-5 = -3 + x$</p> <p>(a) If your answer is $x = -8$ color the eyes green.</p> <p>(b) If your answer is $x = -2$ color the eyes blue.</p> | <p>20. $x - 12 = -4$</p> <p>(a) If your answer is $x = -16$ color the eyelashes brown.</p> <p>(b) If your answer is $x = 8$ color the eyelashes black.</p> | <p>21. $-3 = 2 + x$</p> <p>(a) If your answer is $x = -1$ color the eyebrows red.</p> <p>(b) If your answer is $x = -5$ color the eyebrows orange.</p> |
| <p>22. $x - 8 = 3$</p> <p>(a) If your answer is $x = 5$ color the tie blue and yellow.</p> <p>(b) If your answer is $x = 11$ color the tie green and black.</p> | <p>23. $-13 = 8 + x$</p> <p>(a) If your answer is $x = -21$ color the shirt stripes red and yellow.</p> <p>(b) If your answer is $x = -5$ color the shirt stripes red and purple.</p> | <p>24. $-5 = x - 5$</p> <p>(a) If your answer is $x = -10$ color one balloon green.</p> <p>(b) If your answer is $x = 0$ color one balloon purple.</p> |
| <p>25. $3 + x = -20$</p> <p>(a) If your answer is $x = -17$ color the other balloons pink.</p> <p>(b) If your answer is $x = -23$ color the other balloons green.</p> | <p>26. $15 + x = 20$</p> <p>(a) If your answer is $x = 5$ color the sun/moon yellow.</p> <p>(b) If your answer is $x = -5$ color the sun/moon orange.</p> | <p>27. $0 = x - 6$</p> <p>(a) If your answer is $x = 6$ color the sky blue.</p> <p>(b) If your answer is $x = -6$ color the sky black.</p> |

Artistic Tip: When you are done coloring, it looks nice to outline the major features using a black crayon or marker.

